

Daytona 200

Sorted on best lap time

Supersport

Daytona International Speedway 3.510 miles

Practice 1

3/6/2025 10:45

Practice (30:00 Time) started at 10:46:00

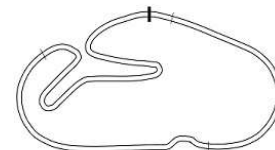
Pos	No.	Name	Make	Best Tm	In Lap	Diff	Sponsor
1	2	Josh Herrin	DUC	1:49.633	10		Celtic/Economy Lube+Tire/Warhorse HSBK Ducat
2	54	Richie Escalante	SUZ	1:50.656	14	1.023	Vision Wheel M4 ECSTAR Suzuki
3	147	Richard Cooper	TRI	1:50.762	5	1.129	PHR Performance Triumph
4	70	Tyler Scott	SUZ	1:51.171	5	1.538	Vision Wheel M4 ECSTAR Suzuki
5	96	Brandon Paasch	TRI	1:51.485	11	1.852	TOBC Racing
6	69	Danny Eslick	TRI	1:51.606	6	1.973	TOBC Racing
7	641	Joseph LiMandri Jr	YAM	1:51.676	5	2.043	Bauce BARTCON Racing
8	123	Matt Truelove	SUZ	1:52.125	7	2.492	Truelove Brothers Racing
9	765	Peter Hickman	TRI	1:52.230	12	2.597	PHR Performance Triumph
10	113	Gus Rodio	DUC	1:52.389	11	2.756	Rodio Racing
11	60	Carl Soltisz	SUZ	1:52.637	13	3.004	Super Carl Racing
12	6	Michael Dunlop	DUC	1:52.936	13	3.303	Milwaukee Ducati MD Racing
13	115	Harry Truelove	SUZ	1:53.011	13	3.378	Truelove Brothers Racing
14	164	Shane Narbonne	SUZ	1:53.243	14	3.610	Six-Four Motorsports/Pirelli Tires
15	861	Jason Farrell	KAW	1:53.554	6	3.921	Get Fast Performance
16	166	Trevor Daley	SUZ	1:54.200	6	4.567	OneSpeedInc Racing
17	89	Alex Arango	SUZ	1:54.216	12	4.583	Top Pro Motorsports
18	999	Danny Webb	SUZ	1:54.546	11	4.913	Team Classic Suzuki
19	199	Alex Michel	KAW	1:56.067	15	6.434	SpeedFactory 67
20	401	Dylan Bauer	YAM	1:56.159	12	6.526	Goatshop
21	129	Shane Maggs	YAM	1:56.615	13	6.982	Shane Maggs Racing
22	131	Chuck Ivey	YAM	1:56.999	7	7.366	Team Velocity Racing
23	993	Austin Martinez	KAW	1:57.324	10	7.691	Martinez Motorsports
24	16	Jeff Bean	DUC	1:57.682	14	8.049	JBJR Racing
25	162	Samuel West	KAW	1:58.142	10	8.509	Hot Sauce Racing
26	411	Daniel Spaulding	DUC	1:59.170	9	9.537	Andrew Weyh Racing
27	841	Anthony Fania Jr	YAM	1:59.339	9	9.706	KSW Racing
28	18	Jake Vandal	SUZ	1:59.847	13	10.214	Cycle Pros Racing
29	256	Chris Sarbora	DUC	2:00.266	12	10.633	Hot Sauce Racing
30	212	Israel Gillette	DUC	2:00.402	13	10.769	Moto Mutt International
31	126	Kyle Kearcher	TRI	2:00.464	9	10.831	Nashville Racing Team
32	53	August Nord	YAM	2:02.399	9	12.766	August Racing
33	369	Samuel Fisher	TRI	2:05.813	4	16.180	The Lone Jack Bullet
34	357	Josh Gallusser	SUZ		0		Gallusser Racing
35	688	Eddie Kaye	KAW		0		Kyle Stringer Racing KSR

Race Director

Orbits

Rick Hobbs

Signed _____



Daytona 200

Sorted on best lap time

Supersport

Daytona International Speedway 3.510 miles

Practice 1

3/6/2025 10:45

Practice (30:00 Time) started at 10:46:00

Pos	No.	Name	Make	Best Tm	S1 Best	S2 Best	S3 Best	SPD
1	2	Josh Herrin	DUC	1:49.633	56.585	30.829	21.986	166.0
2	54	Richie Escalante	SUZ	1:50.656	56.977	31.066	22.169	169.0
3	147	Richard Cooper	TRI	1:50.762	57.551	31.037	22.053	166.6
4	70	Tyler Scott	SUZ	1:51.171	57.590	31.059	22.490	168.7
5	96	Brandon Paasch	TRI	1:51.485	57.569	31.198	22.213	173.3
6	69	Danny Eslick	TRI	1:51.606	57.989	31.432	22.177	167.7
7	641	Joseph LiMandri Jr	YAM	1:51.676	57.914	31.259	22.279	168.0
8	123	Matt Truelove	SUZ	1:52.125	57.995	31.739	22.237	174.1
9	765	Peter Hickman	TRI	1:52.230	58.121	31.435	22.181	168.4
10	113	Gus Rodio	DUC	1:52.389	58.702	31.360	22.262	169.0
11	60	Carl Soltisz	SUZ	1:52.637	58.321	31.366	22.192	167.0
12	6	Michael Dunlop	DUC	1:52.936	58.802	31.467	22.234	171.2
13	115	Harry Truelove	SUZ	1:53.011	59.070	31.537	22.404	166.0
14	164	Shane Narbonne	SUZ	1:53.243	58.105	32.087	23.036	164.3
15	861	Jason Farrell	KAW	1:53.554	58.310	32.067	23.002	139.1
16	166	Trevor Daley	SUZ	1:54.200	59.822	31.527	22.459	170.1
17	89	Alex Arango	SUZ	1:54.216	59.667	31.936	22.379	162.0
18	999	Danny Webb	SUZ	1:54.546	59.724	31.964	22.339	167.3
19	199	Alex Michel	KAW	1:56.067	1:01.159	32.292	22.222	168.4
20	401	Dylan Bauer	YAM	1:56.159	1:00.176	32.393	23.320	155.3
21	129	Shane Maggs	YAM	1:56.615	1:01.723	32.274	22.618	164.6
22	131	Chuck Ivey	YAM	1:56.999	1:00.734	32.641	23.390	160.4
23	993	Austin Martinez	KAW	1:57.324	1:00.081	33.048	23.994	153.2
24	16	Jeff Bean	DUC	1:57.682	1:01.905	32.801	22.821	164.0
25	162	Samuel West	KAW	1:58.142	1:01.465	32.889	23.553	159.2
26	411	Daniel Spaulding	DUC	1:59.170	1:03.146	32.893	23.064	161.7
27	841	Anthony Fania Jr	YAM	1:59.339	1:02.125	32.831	23.179	163.0
28	18	Jake Vandal	SUZ	1:59.847	1:02.734	33.274	23.274	159.8
29	256	Chris Sarbora	DUC	2:00.266	1:02.862	32.877	23.783	155.0
30	212	Israel Gillette	DUC	2:00.402	1:03.724	33.109	23.502	161.7
31	126	Kyle Kearcher	TRI	2:00.464	1:03.060	33.251	23.850	157.6
32	53	August Nord	YAM	2:02.399	1:03.786	34.070	23.340	156.7
33	369	Samuel Fisher	TRI	2:05.813	1:05.522	34.860	24.830	152.1
34	357	Josh Gallusser	SUZ					
35	688	Eddie Kaye	KAW					

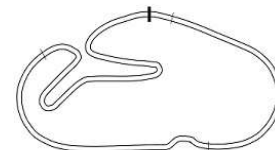
Race Director

Orbits

Rick Hobbs

Signed _____





Daytona 200

Supersport

Daytona International Speedway 3.510 miles

Practice 1

3/6/2025 10:45

Practice (30:00 Time) started at 10:46:00

Lap	Time of Day	Lap Tm	S1	S2	S3	SPD
(2) Josh Herrin						
1	10:48:07.430			31.738	22.782	166.3
2	10:49:59.915	1:52.485	58.228	31.569	22.688	167.3
3	10:51:52.169	1:52.254	58.128	31.417	22.709	167.0
4	10:53:47.115	1:54.946	1:01.250	31.561	22.135	174.5
5	10:55:37.716	1:50.601	57.044	30.944	22.613	167.0
6	10:57:33.720	1:56.004	1:00.539	33.435	22.030	173.3
7	10:59:24.178	1:50.458	57.232	30.868	22.358	168.0
p8	11:01:32.571	2:08.393	59.600	31.910		
9	11:09:26.528	7:53.957		31.126	22.467	167.0
10	11:11:16.161	1:49.633	56.704	30.873	22.056	172.2
11	11:13:07.460	1:51.299	58.266	31.047	21.986	174.1
12	11:14:57.170	1:49.710	56.585	30.829	22.296	168.4
13	11:16:51.525	1:54.355	59.976	31.542	22.837	166.0

(54) Richie Escalante						
1	10:48:38.905			32.605	23.034	165.3
2	10:50:34.623	1:55.718	1:00.890	32.368	22.460	171.2
3	10:53:11.757	2:37.134	1:15.942	58.600	22.592	169.0
4	10:55:05.076	1:53.319	58.640	32.138	22.541	167.0
5	10:56:57.718	1:52.642	58.527	31.488	22.627	167.7
p6	10:59:06.711	2:08.993	1:00.844	31.447		
7	11:03:01.052	3:54.341		31.439	22.581	168.4
8	11:04:52.723	1:51.671	57.684	31.309	22.678	167.3
9	11:06:43.666	1:50.943	57.531	31.145	22.267	169.4
10	11:08:38.275	1:54.609	59.218	33.067	22.324	167.7
11	11:10:29.209	1:50.934	57.338	31.066	22.530	166.6
12	11:12:22.715	1:53.506	1:00.097	31.240	22.169	170.5
13	11:14:18.041	1:55.326	58.287	34.301	22.738	167.3
14	11:16:08.697	1:50.656	56.977	31.219	22.460	169.0

(147) Richard Cooper						
1	10:48:10.847			32.967	22.867	167.0
2	10:50:04.416	1:53.569	59.030	32.310	22.229	168.7
3	10:51:57.019	1:52.603	58.921	31.440	22.242	169.7
4	10:53:49.897	1:52.878	59.159	31.476	22.243	170.1
5	10:55:40.659	1:50.762	57.672	31.037	22.053	171.9
6	10:57:42.150	2:01.491	1:06.692	32.092	22.707	168.4
7	10:59:34.927	1:52.777	58.651	31.679	22.447	167.0
8	11:01:28.926	1:53.999	1:00.137	31.369	22.493	168.0
9	11:03:20.609	1:51.683	58.180	31.157	22.346	167.3
p10	11:05:31.039	2:10.430	1:00.857	31.769		
11	11:11:55.924	6:24.885		31.636	22.701	166.0
12	11:13:47.130	1:51.206	57.855	31.127	22.224	169.7
13	11:15:37.896	1:50.766	57.551	31.096	22.119	166.3
14	11:17:30.944	1:53.048	57.695	32.045	23.308	166.6

(70) Tyler Scott						
1	10:48:08.309			33.193	23.918	165.3
2	10:50:02.867	1:54.558	59.474	32.509	22.575	167.7
3	10:51:56.065	1:53.198	58.819	31.828	22.551	166.6
4	10:53:49.076	1:53.011	59.103	31.418	22.490	168.7
5	10:55:40.247	1:51.171	57.590	31.059	22.522	167.3
6	10:57:41.912	2:01.665	1:07.402	31.634	22.629	168.7
p7	10:59:51.684	2:09.772	59.417	32.365		
8	11:03:40.963	3:49.279		31.846	22.593	168.4
9	11:05:37.688	1:56.725	1:02.679	31.413	22.633	167.0
p10	11:07:51.911	2:14.223	1:05.376	31.903		
p11	11:13:32.023	5:40.112				

(96) Brandon Paasch						
1	10:48:27.249			32.987	22.823	167.0
2	10:50:22.812	1:55.563	1:00.160	32.372	23.031	168.7
3	10:52:16.569	1:53.757	59.508	31.835	22.414	169.4
4	10:54:09.265	1:52.696	58.799	31.370	22.527	165.6
5	10:56:01.972	1:52.707	58.839	31.340	22.528	168.0
6	10:57:54.012	1:52.040	58.193	31.282	22.565	167.7

Lap	Time of Day	Lap Tm	S1	S2	S3	SPD
p7	11:00:04.368	2:10.356	59.954	31.775		
8	11:10:30.529	10:26.161		31.198	22.489	168.0
9	11:12:22.650	1:52.121	58.216	31.338	22.567	166.6
10	11:14:21.384	1:58.734	1:04.964	31.401	22.369	169.4
11	11:16:12.869	1:51.485	57.569	31.703	22.213	173.3

(69) Danny Eslick						
1	10:48:26.904			32.806	23.139	165.3
2	10:50:22.747	1:55.843	1:00.713	32.383	22.747	166.0
3	10:52:16.502	1:53.755	58.985	32.199	22.571	169.0
4	10:54:09.159	1:52.657	58.414	31.650	22.593	168.0
5	10:56:02.537	1:53.378	59.279	31.809	22.290	171.2
6	10:57:54.143	1:51.606	57.989	31.440	22.177	172.2
p7	11:00:03.489	2:09.346	59.180	31.935		
8	11:09:07.556	9:04.067		31.762	22.332	169.4
9	11:11:00.091	1:52.535	58.846	31.454	22.235	167.0
10	11:12:52.497	1:52.406	58.307	31.705	22.394	168.4
11	11:14:45.909	1:53.412	59.428	31.432	22.552	166.6
12	11:16:38.462	1:52.553	58.364	31.652	22.537	167.7

(641) Joseph LiMandri Jr						
p1	10:47:09.593					
2	10:49:27.710	2:18.117		32.014	22.915	167.0
3	10:51:22.229	1:54.519	59.726	31.845	22.948	169.4
4	10:53:15.396	1:53.167	59.287	31.368	22.512	171.2
5	10:55:07.072	1:51.676	58.138	31.259	22.279	171.2
6	10:57:00.122	1:53.050	59.140	31.314	22.596	169.4
7	10:58:52.022	1:51.900	57.914	31.364	22.622	169.0
8	11:00:45.943	1:53.921	58.910	32.004	23.007	166.6
9	11:02:39.287	1:53.344	59.265	31.508	22.571	169.0
p10	11:04:56.265	2:16.978	59.078	31.741		
11	11:11:14.870	6:18.605		31.389	22.363	168.7
12	11:13:07.427	1:52.557	58.239	31.940	22.378	167.3
13	11:14:59.941	1:52.514	58.306	31.421	22.787	168.7
14	11:16:54.888	1:54.947	1:00.732	31.692	22.523	168.0

(123) Matt Truelove						
1	10:48:14.181			32.745	22.762	170.5
2	10:50:08.105	1:53.924	59.314	32.087	22.523	167.7
3	10:52:03.465	1:55.360	1:00.350	32.319	22.691	168.4
4	10:53:58.774	1:55.309	1:00.337	32.226	22.746	166.3
5	10:55:52.689	1:53.915	59.000	32.144	22.771	166.3
6	10:57:45.773	1:53.084	58.586	31.840	22.658	168.4
7	10:59:37.898	1:52.125	57.995	31.751	22.379	168.4
p8	11:01:50.030	2:12.132	58.645	32.622		
9	11:05:27.178	3:37.148		32.133	22.636	168.4
10	11:07:20.657	1:53.479	58.529	32.350	22.600	166.0
11	11:09:13.579	1:52.922	58.580	31.995	22.347	169.7
12	11:11:06.970	1:53.391	59.220	31.739	22.432	167.7
13	11:12:59.867	1:52.897	58.643	31.749	22.505	167.3
14	11:14:52.867	1:53.000	58.507	31.972	22.521	169.0
15	11:16:45.970	1:53.103	58.912	31.954	22.237	174.1

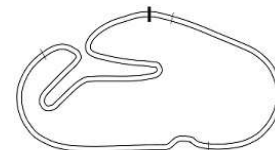
(765) Peter Hickman						
1	10:48:15.416			33.349	22.719	169.7
2	10:50:11.804	1:56.388	1:01.254	32.396	22.738	168.0
3	10:52:07.278	1:55.474	1:00.953	31.990	22.531	170.5
4	10:54:02.377	1:55.099	1:00.869	31.719	22.511	169.4
5	10:55:56.298	1:53.921	59.346	31.930	22.645	166.6
6	10:57:49.871	1:53.573	58.980	31.700	22.893	166.3
7	10:59:42.781	1:52.910	58.426	31.661	22.823	166.6
8	11:01:35.493	1:52.712	58.796	31.528	22.388	173.3
9	11:03:28.906	1:53.413	58.871	31.921	22.621	167.3
10	11:05:21.577	1:52.671	58.471	31.493	22.707	167.0
11	11:07:14.568	1:52.991	58.673	31.624	22.694	165.6
12	11:09:06.798	1:52.230	58.121	31.567	22.542	168.4
13	11:11:00.225	1:53.427	58.898	31.666	22.863	163.0
14	11:12:52.471	1:52.246	58.611	31.454	22.181	171.5

Race Director

Orbits

Rick Hobbs

Signed _____



Daytona 200

Supersport

Daytona International Speedway 3.510 miles

Practice 1

3/6/2025 10:45

Practice (30:00 Time) started at 10:46:00

Lap	Time of Day	Lap Tm	S1	S2	S3	SPD
15	11:14:47.189	1:54.718	1:00.408	31.553	22.757	166.6
16	11:16:39.687	1:52.498	58.340	31.435	22.723	168.4
(113) Gus Rodio						
p1	10:47:09.713					
2	10:49:33.881	2:24.168		33.553	22.857	163.6
3	10:51:31.693	1:57.812	1:02.748	32.392	22.672	165.6
4	10:53:26.342	1:54.649	1:00.427	31.703	22.519	166.6
5	10:55:20.096	1:53.754	59.512	31.748	22.494	167.0
6	10:57:14.064	1:53.968	59.295	32.303	22.370	168.0
p7	11:00:29.464	3:15.400	1:01.071	32.388		
8	11:02:48.640	2:19.176		31.833	22.459	167.0
9	11:04:42.315	1:53.675	59.152	32.142	22.381	168.7
10	11:06:36.467	1:54.152	1:00.305	31.527	22.320	167.0
11	11:08:28.856	1:52.389	58.702	31.360	22.327	165.3
p12	11:12:24.750	3:55.894	1:05.302	44.058		
13	11:14:48.707	2:23.957		31.787	22.262	170.1
14	11:16:44.980	1:56.273	1:01.312	32.427	22.534	169.0
(60) Carl Soltisz						
p1	10:47:33.723					
2	10:49:57.205	2:23.482		33.339	23.306	161.7
3	10:51:52.999	1:55.794	1:00.606	32.568	22.620	169.0
4	10:53:47.171	1:54.172	59.458	32.068	22.646	167.3
5	10:55:40.253	1:53.082	59.051	31.786	22.245	166.3
6	10:57:33.515	1:53.262	59.369	31.451	22.442	169.0
7	10:59:26.914	1:53.399	59.579	31.628	22.192	169.7
p8	11:01:36.867	2:09.953	59.213	31.770		
9	11:03:40.397	6:27.530		32.114	22.650	165.6
10	11:05:58.582	1:54.185	59.966	31.755	22.464	167.0
11	11:07:51.509	1:52.927	58.763	31.631	22.533	166.0
12	11:09:44.240	1:52.731	58.683	31.506	22.542	165.0
13	11:11:36.877	1:52.637	58.767	31.366	22.504	166.3
14	11:13:29.826	1:52.949	58.321	31.965	22.663	167.0
(6) Michael Dunlop						
p1	10:46:10.261					
2	10:48:41.418	2:31.157		33.938	23.264	166.6
3	10:50:43.214	2:01.796	1:05.776	33.054	22.966	167.0
4	10:52:41.458	1:58.244	1:03.234	32.453	22.557	169.4
p5	10:55:07.374	2:25.916	1:05.646	35.053		
6	10:58:58.998	3:51.624		32.911	22.305	172.6
7	11:01:01.058	2:02.060	1:07.462	31.996	22.602	169.7
8	11:02:55.624	1:54.566	1:00.525	31.701	22.340	170.5
9	11:04:52.895	1:57.271	1:03.450	31.467	22.354	173.0
10	11:06:46.458	1:53.563	59.585	31.744	22.234	171.9
11	11:08:40.097	1:53.639	59.856	31.472	22.311	170.1
12	11:10:33.736	1:53.639	59.638	31.530	22.471	169.0
13	11:12:26.672	1:52.936	59.004	31.505	22.427	169.4
14	11:14:19.820	1:53.148	58.806	31.907	22.435	169.7
15	11:16:13.756	1:53.936	58.802	32.153	22.981	171.2
(115) Harry Truelove						
1	10:48:15.084			32.657	22.727	169.7
p2	10:50:27.078	2:11.994	1:01.282	32.324		
3	10:53:34.045	3:06.967		32.123	22.907	167.3
4	10:55:29.993	1:55.948	1:00.616	32.520	22.812	165.6
5	10:57:25.225	1:55.232	1:00.389	32.099	22.744	166.0
6	10:59:20.166	1:54.941	1:00.108	32.254	22.579	167.0
7	11:01:16.075	1:55.909	1:01.037	32.176	22.696	167.7
8	11:03:10.962	1:54.887	1:00.276	31.908	22.703	166.3
p9	11:05:26.426	2:15.464	1:05.098	32.273		
10	11:07:18.643	3:52.217		32.220	22.577	166.3
11	11:09:13.014	1:54.371	59.916	31.881	22.574	163.6
12	11:11:07.526	1:54.512	59.808	32.043	22.661	166.6
13	11:13:00.537	1:53.011	59.070	31.537	22.404	170.5
14	11:14:54.998	1:54.461	59.661	32.011	22.789	166.0

Lap	Time of Day	Lap Tm	S1	S2	S3	SPD
(164) Shane Narbonne						
p1	10:46:24.160					
2	10:48:51.036	2:26.876		34.817	23.762	162.7
3	10:50:52.997	2:01.961	1:04.973	33.615	23.373	164.3
4	10:52:49.881	1:56.884	1:00.340	33.073	23.471	161.4
5	10:54:46.393	1:56.512	1:00.106	32.869	23.537	160.4
6	10:56:41.878	1:55.485	59.612	32.742	23.131	165.0
7	10:58:36.986	1:55.108	59.166	32.783	23.159	160.7
8	11:00:31.461	1:54.475	58.604	32.532	23.339	161.4
9	11:02:25.217	1:53.756	58.170	32.232	23.354	161.1
p10	11:08:22.820	5:57.603	59.113	32.708		
11	11:10:45.635	2:22.815		32.884	23.233	161.1
12	11:12:39.140	1:53.505	58.273	32.196	23.036	162.3
13	11:14:33.809	1:54.669	59.207	32.185	23.277	160.1
14	11:16:27.052	1:53.243	58.105	32.087	23.051	164.3
(861) Jason Farrell						
1	10:51:36.296			35.339	24.392	158.3
2	10:53:34.724	1:58.428	1:02.316	33.064	23.048	167.3
3	10:55:39.728	2:05.004	1:09.183	32.340	23.481	162.7
4	10:57:34.561	1:54.833	59.405	32.426	23.002	166.3
5	10:59:28.665	1:54.104	58.971	32.128	23.005	163.3
6	11:01:22.219	1:53.554	58.310	32.067	23.177	163.0
p7	11:03:33.724	2:11.505	58.615	32.096		
8	11:05:26.914	7:33.247		32.990	23.382	160.7
9	11:07:20.993	1:55.022	59.326	32.590	23.106	163.6
p10	11:09:27.052	2:09.407	59.190	32.318		
11	11:11:21.400	2:45.122		34.628	26.300	139.1
(166) Trevor Daley						
1	10:48:14.022			32.554	23.113	166.0
2	10:50:11.290	1:57.268	1:01.616	32.720	22.932	165.6
3	10:52:06.970	1:55.680	1:00.703	32.189	22.788	167.7
4	10:54:02.433	1:55.463	1:00.667	31.985	22.811	165.6
5	10:55:56.851	1:54.418	1:00.173	31.786	22.459	170.8
6	10:57:51.051	1:54.200	59.852	31.691	22.657	168.4
7	10:59:45.428	1:54.377	59.908	31.888	22.581	168.7
p8	11:01:36.867	2:09.764	1:01.594	32.482		
9	11:03:31.783	5:16.591		32.421	22.966	162.7
10	11:05:26.914	1:55.011	1:00.211	32.126	22.674	167.0
11	11:07:20.993	1:54.669	1:00.577	31.527	22.565	166.6
12	11:09:16.001	1:55.538	1:01.102	31.840	22.596	167.0
13	11:11:11.427	1:54.426	59.822	31.878	22.726	167.0
14	11:13:06.985	1:54.558	1:00.085	31.905	22.568	170.1
(89) Alex Arango						
p1	10:46:46.860					
2	10:49:13.065	2:26.205		33.968	23.350	159.8
3	10:51:10.481	1:57.416	1:01.632	33.169	22.615	168.4
4	10:53:08.264	1:57.783	1:02.688	32.328	22.767	164.6
5	10:55:05.276	1:57.012	1:01.003	32.935	23.074	162.0
6	10:57:00.976	1:55.700	1:00.555	32.500	22.645	167.0
p7	10:59:11.456	2:10.480	59.939	32.082		
8	11:01:06.718	2:19.262		32.043	22.379	167.7
p9	11:03:04.912	2:10.194	1:00.062	31.975		
10	11:05:01.501	5:10.589		32.179	22.735	162.3
11	11:07:06.709	1:55.208	1:00.721	31.936	22.551	163.6
12	11:09:02.925	1:54.216	59.667	32.063	22.486	165.3
13	11:11:03.704	1:54.779	1:00.027	32.074	22.678	162.0
p14	11:13:06.985	2:18.206	1:05.813	33.430		
(999) Danny Webb						
p1	10:46:38.311					
2	10:49:07.851	2:29.540		35.124	23.527	163.6
3	10:51:10.397	2:02.546	1:04.151	34.594	23.801	165.6
4	10:53:09.545	1:59.148	1:03.756	32.773	22.619	169.7
5	10:55:06.173	1:56.628	1:01.603	32.324	22.701	168.4
6	10:57:01.188	1:55.015	1:00.403	32.273	22.339	173.7

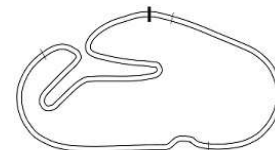
Race Director

Orbits

Rick Hobbs

Signed _____





Daytona 200

Supersport

Daytona International Speedway 3.510 miles

Practice 1

3/6/2025 10:45

Practice (30:00 Time) started at 10:46:00

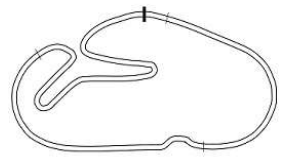
Lap	Time of Day	Lap Tm	S1	S2	S3	SPD	Lap	Time of Day	Lap Tm	S1	S2	S3	SPD
7	10:58:58.257	1:57.069	1:01.630	32.709	22.730	167.3	8	11:03:33.186	1:57.565	1:01.278	32.641	23.646	157.6
8	11:00:53.296	1:55.039	1:00.054	32.169	22.816	167.3	9	11:05:30.610	1:57.424	1:00.974	32.830	23.620	157.0
p9	11:05:17.537	4:24.241	1:05.019	33.197			10	11:07:29.184	1:58.574	1:02.230	32.665	23.679	154.4
10	11:07:38.677	2:21.140		32.383	22.769	164.3	11	11:09:28.404	1:59.220	1:02.588	32.911	23.721	155.8
11	11:09:33.223	1:54.546	1:00.024	31.964	22.558	167.0	p12	11:13:10.812	3:42.408	1:01.308	33.212		
p12	11:11:50.645	2:17.422	1:00.387	34.415			(993) Austin Martinez						
13	11:14:18.223	2:27.578		33.718	23.697	165.0	p1	10:46:21.162					
14	11:16:12.900	1:54.677	59.724	32.200	22.753	167.3	2	10:48:51.109	2:29.947		35.019	24.981	152.1
(199) Alex Michel							3	10:50:52.996	2:01.887	1:02.793	34.501	24.593	153.2
p1	10:46:45.991						4	10:52:52.207	1:59.211	1:01.078	33.665	24.468	154.7
2	10:49:16.428	2:30.437		35.038	23.286	167.3	5	10:54:50.797	1:58.590	1:00.708	33.470	24.412	153.8
3	10:51:19.534	2:03.106	1:05.913	34.375	22.818	166.3	6	10:56:49.765	1:58.968	1:01.041	33.356	24.571	153.5
4	10:53:19.624	2:00.090	1:04.642	32.923	22.525	168.4	7	10:58:48.166	1:58.401	1:00.493	33.458	24.450	152.6
5	10:55:17.679	1:58.055	1:02.903	32.571	22.581	167.3	8	11:00:46.649	1:58.483	1:00.346	33.521	24.616	151.8
6	10:57:15.384	1:57.705	1:02.587	32.714	22.404	169.4	9	11:02:44.305	1:57.656	1:00.173	33.489	23.994	156.1
p7	11:01:28.681	4:13.297	1:02.451	34.257			10	11:04:41.629	1:57.324	1:00.081	33.167	24.076	154.7
8	11:03:50.796	2:22.115		33.428	22.745	167.0	11	11:06:40.582	1:58.953	1:01.311	33.393	24.249	153.2
9	11:05:49.438	1:58.642	1:03.410	32.690	22.542	167.0	12	11:08:38.935	1:58.353	1:00.819	33.300	24.234	152.1
10	11:07:45.832	1:56.394	1:01.880	32.292	22.222	167.7	13	11:10:36.621	1:57.686	1:00.482	33.048	24.156	152.1
11	11:09:44.562	1:58.730	1:03.665	32.614	22.451	167.7	14	11:12:35.375	1:58.754	1:01.391	33.240	24.123	152.9
12	11:11:42.245	1:57.683	1:02.293	32.879	22.511	167.3	15	11:14:34.142	1:58.767	1:00.822	33.450	24.495	151.0
13	11:13:40.797	1:58.552	1:02.715	33.066	22.771	165.0	16	11:16:32.572	1:58.430	1:00.407	33.558	24.465	153.2
14	11:15:38.002	1:57.205	1:01.838	32.744	22.623	164.0	(16) Jeff Bean						
15	11:17:34.069	1:56.067	1:01.159	32.350	22.558	168.4	p1	10:46:01.890					
(401) Dylan Bauer							2	10:48:28.464	2:26.574		35.771	23.730	160.4
p1	10:47:10.646						3	10:50:34.889	2:06.425	1:08.184	34.500	23.741	158.3
2	10:49:35.484	2:24.838		33.877	23.954	158.3	4	10:52:37.844	2:02.955	1:05.186	34.230	23.539	154.7
3	10:51:35.925	2:00.441	1:02.756	33.663	24.022	158.0	5	10:54:39.535	2:01.691	1:04.310	33.810	23.571	149.3
4	10:53:34.673	1:58.748	1:02.264	32.679	23.805	160.4	6	10:56:40.820	2:01.285	1:04.567	33.457	23.261	164.3
5	10:55:34.100	1:59.427	1:02.642	32.768	24.017	155.5	7	10:58:40.463	1:59.643	1:03.487	33.094	23.062	164.0
6	10:57:33.062	1:58.962	1:01.855	33.099	24.008	155.5	8	11:00:42.305	2:01.842	1:04.781	33.650	23.411	162.7
7	10:59:31.701	1:58.639	1:02.076	33.027	23.536	157.3	9	11:02:43.307	2:01.002	1:04.392	33.359	23.251	162.3
8	11:01:31.013	1:59.312	1:02.748	32.911	23.653	160.1	10	11:04:42.852	1:59.545	1:03.489	33.164	22.892	168.7
9	11:03:29.599	1:58.586	1:01.592	32.933	24.061	157.0	11	11:06:41.515	1:58.663	1:02.375	33.467	22.821	163.3
10	11:05:26.417	1:56.818	1:00.488	32.393	23.937	155.5	12	11:08:40.321	1:58.806	1:02.561	33.282	22.963	166.6
11	11:07:22.823	1:56.406	1:00.567	32.451	23.388	157.3	13	11:10:38.480	1:58.159	1:02.044	33.074	23.041	162.0
12	11:09:18.982	1:56.159	1:00.176	32.663	23.320	162.3	14	11:12:36.162	1:57.682	1:01.905	32.801	22.976	163.3
13	11:11:15.879	1:56.897	1:00.521	32.760	23.616	156.7	15	11:14:35.607	1:59.445	1:02.590	33.400	23.455	162.7
14	11:13:13.763	1:57.884	1:01.502	32.631	23.751	156.4	16	11:16:34.484	1:58.877	1:02.486	33.135	23.256	164.0
15	11:15:10.737	1:56.974	1:00.760	32.598	23.616	155.8	(162) Samuel West						
16	11:17:08.297	1:57.560	1:00.731	32.829	24.000	155.3	p1	10:47:17.478					
(129) Shane Maggs							2	10:49:47.889	2:30.411		35.733	24.464	145.3
p1	10:46:26.544						3	10:51:53.078	2:05.189	1:07.040	34.104	24.045	150.4
2	10:49:02.838	2:36.294		37.438	23.928	158.3	4	10:53:55.188	2:02.110	1:04.805	33.690	23.615	159.8
3	10:51:09.881	2:07.043	1:08.050	35.515	23.478	161.1	5	10:55:56.769	2:01.581	1:04.251	33.650	23.680	160.7
4	10:53:13.689	2:03.808	1:06.661	34.013	23.134	164.3	6	10:57:56.290	1:59.521	1:02.480	33.366	23.675	160.4
5	10:55:14.595	2:00.906	1:03.823	33.695	23.388	162.3	7	10:59:56.269	1:59.979	1:03.127	33.047	23.805	158.9
6	10:57:15.590	2:00.995	1:03.919	33.944	23.132	162.3	8	11:01:56.436	2:00.167	1:03.216	33.142	23.809	158.3
7	10:59:15.501	1:59.911	1:02.829	33.859	23.223	160.4	9	11:03:55.798	1:59.362	1:02.457	33.199	23.706	159.2
8	11:01:15.975	2:00.474	1:03.852	33.444	23.178	163.6	10	11:05:53.940	1:58.142	1:01.465	32.945	23.732	158.9
p9	11:03:48.852	2:32.877	1:02.887	32.647			11	11:07:52.914	1:58.974	1:02.315	33.106	23.553	157.6
10	11:08:55.103	5:06.251		33.734	22.990	163.3	12	11:09:51.380	1:58.466	1:01.824	32.889	23.753	157.6
11	11:10:54.139	1:59.036	1:03.422	32.606	23.008	161.1	p13	11:12:34.039	2:42.659	1:08.938	44.363		
12	11:12:51.347	1:57.208	1:01.952	32.360	22.896	163.0	14	11:16:26.171	3:52.132		33.812	23.882	159.2
13	11:14:47.962	1:56.615	1:01.723	32.274	22.618	168.0	(411) Daniel Spaulding						
14	11:16:45.075	1:57.113	1:01.944	32.276	22.893	164.6	p1	10:47:26.941					
(131) Chuck Ivey							2	10:50:00.544	2:33.603		34.745	23.309	165.0
p1	10:49:03.709						3	10:52:01.115	2:00.571	1:04.228	33.279	23.064	165.3
2	10:51:41.602	2:37.893		34.320	24.513	152.1	p4	10:55:51.436	3:50.321	1:05.082	33.417		
3	10:53:41.420	1:59.818	1:02.402	33.259	24.157	154.4	5	10:58:10.732	2:19.296		33.560	23.409	162.0
4	10:55:41.172	1:59.752	1:02.194	33.693	23.865	160.4	6	11:00:10.487	1:59.755	1:03.222	33.212	23.321	162.0
5	10:57:40.046	1:58.874	1:02.178	32.837	23.859	156.1	7	11:02:10.338	1:59.851	1:03.476	33.033	23.342	161.7
6	10:59:38.622	1:58.576	1:02.008	33.178	23.390	158.9	8	11:04:10.866	2:00.528	1:04.078	33.125	23.325	161.7
7	11:01:35.621	1:56.999	1:00.734	32.662	23.603	159.2	9	11:06:10.036	1:59.170	1:03.146	32.945	23.079	161.1

Race Director

Orbits

Rick Hobbs
Signed _____





Daytona 200

Supersport

Daytona International Speedway 3.510 miles

Practice 1

3/6/2025 10:45

Practice (30:00 Time) started at 10:46:00

Lap	Time of Day	Lap Tm	S1	S2	S3	SPD
10	11:08:09.844	1:59.808	1:03.752	32.893	23.163	159.8
p11	11:13:50.425	5:40.581	1:03.372	33.421		
12	11:16:06.935	2:16.510		33.476	23.428	161.7

(841) Anthony Fania Jr

1	10:48:34.051			34.628	24.369	154.7
2	10:50:35.560	2:01.509	1:03.721	34.044	23.744	160.4
3	10:52:34.904	1:59.344	1:02.125	33.402	23.817	155.8
4	10:54:35.748	2:00.844	1:02.975	33.796	24.073	154.7
5	10:56:35.871	2:00.123	1:02.664	33.599	23.860	157.6
p6	10:58:59.885	2:24.014	1:03.600	34.091		
7	11:03:29.992	4:30.107		33.938	23.661	159.8
8	11:05:29.570	1:59.578	1:02.910	32.991	23.677	157.6
9	11:07:28.909	1:59.339	1:02.803	32.831	23.705	155.5
10	11:09:28.460	1:59.551	1:03.415	32.957	23.179	163.0
p11	11:12:00.231	2:31.771	1:11.879	35.307		

(18) Jake Vandal

p1	10:47:20.178					
2	10:50:04.337	2:44.159		35.765	24.527	157.0
3	10:52:11.391	2:07.054	1:09.586	33.848	23.620	161.1
4	10:54:13.924	2:02.533	1:05.475	33.274	23.784	159.5
5	10:56:16.521	2:02.597	1:04.834	34.014	23.749	159.8
6	10:58:20.663	2:04.142	1:06.893	33.423	23.826	158.0
p7	11:04:29.072	6:08.409	1:04.707	33.727		
8	11:07:05.342	2:36.270		34.627	24.134	157.0
9	11:09:12.352	2:07.010	1:09.721	34.015	23.274	161.7
10	11:11:13.416	2:01.064	1:03.917	33.305	23.842	158.6
11	11:13:14.402	2:00.986	1:03.671	33.586	23.729	160.4
12	11:15:14.526	2:00.124	1:02.890	33.334	23.900	159.5
13	11:17:14.373	1:59.847	1:02.734	33.421	23.692	159.8

(256) Chris Sarbora

p1	10:47:16.372					
2	10:49:47.466	2:31.094		36.393	24.547	153.5
3	10:51:52.819	2:05.353	1:06.308	34.641	24.404	154.1
p4	10:54:19.831	2:27.012	1:04.180	34.119		
5	10:57:26.551	3:06.720		33.700	24.282	156.1
6	10:59:27.204	2:00.653	1:03.710	32.877	24.066	154.7
7	11:01:33.263	2:06.059	1:08.527	33.728	23.804	158.3
8	11:03:33.922	2:00.659	1:03.848	33.028	23.783	159.2
9	11:05:43.372	2:09.450	1:03.766	40.821	24.863	152.9
10	11:07:45.172	2:01.800	1:04.300	33.398	24.102	152.9
11	11:09:46.410	2:01.238	1:03.697	33.494	24.047	156.4
12	11:11:46.676	2:00.266	1:02.862	33.271	24.133	155.5
13	11:13:47.399	2:00.723	1:03.248	33.279	24.196	155.3
14	11:15:48.107	2:00.708	1:03.149	33.325	24.234	154.4
15	11:17:49.411	2:01.304	1:03.424	33.502	24.378	155.0

(212) Israel Gillette

1	10:49:52.826			41.298	25.321	154.7
2	10:52:00.531	2:07.705	1:08.719	34.999	23.987	158.6
3	10:54:06.022	2:05.491	1:07.893	33.849	23.749	159.8
p4	10:56:38.937	2:32.915	1:06.025	36.817		
5	11:00:34.190	3:55.253		37.712	24.516	158.6
6	11:02:37.237	2:03.047	1:05.414	33.916	23.717	159.8
7	11:04:39.509	2:02.272	1:04.741	33.669	23.862	158.6
8	11:06:41.682	2:02.173	1:05.088	33.554	23.531	158.3
9	11:08:43.923	2:02.241	1:04.738	33.942	23.561	158.6
10	11:10:45.901	2:01.978	1:04.514	33.608	23.856	154.1
11	11:12:46.992	2:01.091	1:04.247	33.342	23.502	159.8
12	11:14:47.814	2:00.822	1:03.846	33.457	23.519	161.7
13	11:16:48.216	2:00.402	1:03.724	33.109	23.569	161.7

(126) Kyle Kearcher

p1	10:46:19.982					
2	10:48:56.860	2:36.878		35.638	24.379	153.2
3	10:51:02.102	2:05.242	1:06.647	34.497	24.098	155.3

Lap	Time of Day	Lap Tm	S1	S2	S3	SPD
4	10:53:07.440	2:05.338	1:06.706	34.492	24.140	154.4
5	10:55:11.054	2:03.614	1:05.818	33.628	24.168	155.8
6	10:57:13.044	2:01.990	1:04.461	33.542	23.987	154.1
7	10:59:16.824	2:03.780	1:05.299	34.533	23.948	153.2
8	11:01:18.827	2:02.003	1:04.698	33.408	23.897	158.3
9	11:03:19.291	2:00.464	1:03.060	33.419	23.985	156.4
10	11:05:20.440	2:01.149	1:03.914	33.251	23.984	155.5
p11	11:07:48.472	2:28.032	1:04.101	34.098		
12	11:13:26.022	5:37.550		34.125	24.032	155.8
13	11:15:29.493	2:03.471	1:06.160	33.461	23.850	157.0
14	11:17:31.420	2:01.927	1:04.105	33.741	24.081	157.6

(53) August Nord

p1	10:48:05.389					
2	10:50:48.450	2:43.061		36.355	24.119	156.4
3	10:53:00.194	2:11.744	1:12.670	35.165	23.909	158.0
4	10:55:06.135	2:05.941	1:06.911	35.145	23.885	160.4
p5	10:59:24.427	4:18.292	1:11.320	34.887		
6	11:02:03.954	2:39.527		35.068	24.011	157.0
7	11:04:07.251	2:03.297	1:04.865	34.616	23.816	158.9
8	11:06:10.158	2:02.907	1:05.431	34.136	23.340	160.7
9	11:08:12.557	2:02.399	1:04.630	34.070	23.699	157.6
10	11:10:15.198	2:02.641	1:04.731	34.154	23.756	157.6
11	11:12:17.734	2:02.536	1:04.563	34.211	23.762	156.7
p12	11:16:45.446	4:27.712	1:03.786	35.668		

(369) Samuel Fisher

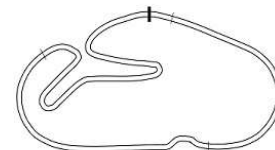
1	10:50:16.359			35.640	25.143	148.2
2	10:52:23.786	2:07.427	1:07.565	34.860	25.002	149.9
3	10:54:30.324	2:06.538	1:05.522	35.702	25.314	146.9
4	10:56:36.137	2:05.813	1:05.716	34.956	25.141	149.0
5	11:00:04.582	3:28.445	1:05.915	1:57.247	25.283	147.2
6	11:02:12.658	2:08.076	1:07.625	35.406	25.045	148.2
7	11:04:20.929	2:08.271	1:07.569	35.677	25.025	149.0
p8	11:06:53.881	2:32.952	1:07.147	36.387		
9	11:14:21.866	7:27.985		36.295	24.954	151.0
10	11:16:28.412	2:06.546	1:05.914	35.802	24.830	152.1

Race Director _____ Orbits _____

Rick Hobbs _____

Signed _____





Daytona 200

Supersport

Daytona International Speedway 3.510 miles

Practice 1

3/6/2025 10:45

Practice (30:00 Time) started at 10:46:00

Lap	Lap Tm	Diff	Time of Day
(993) Austin Martinez			
p1			10:46:21.162
2	2:29.947	+32.623	10:48:51.109
3	2:01.887	+4.563	10:50:52.996
4	1:59.211	+1.887	10:52:52.207
5	1:58.590	+1.266	10:54:50.797
6	1:58.968	+1.644	10:56:49.765
7	1:58.401	+1.077	10:58:48.166
8	1:58.483	+1.159	11:00:46.649
9	1:57.656	+0.332	11:02:44.305
10	1:57.324		11:04:41.629
11	1:58.953	+1.629	11:06:40.582
12	1:58.353	+1.029	11:08:38.935
13	1:57.686	+0.362	11:10:36.621
14	1:58.754	+1.430	11:12:35.375
15	1:58.767	+1.443	11:14:34.142
16	1:58.430	+1.106	11:16:32.572

Lap	Lap Tm	Diff	Time of Day
(16) Jeff Bean			
p1			10:46:01.890
2	2:26.574	+28.892	10:48:28.464
3	2:06.425	+8.743	10:50:34.889
4	2:02.955	+5.273	10:52:37.844
5	2:01.691	+4.009	10:54:39.535
6	2:01.285	+3.603	10:56:40.820
7	1:59.643	+1.961	10:58:40.463
8	2:01.842	+4.160	11:00:42.305
9	2:01.002	+3.320	11:02:43.307
10	1:59.545	+1.863	11:04:42.852
11	1:58.663	+0.981	11:06:41.515
12	1:58.806	+1.124	11:08:40.321
13	1:58.159	+0.477	11:10:38.480
14	1:57.682		11:12:36.162
15	1:59.445	+1.763	11:14:35.607
16	1:58.877	+1.195	11:16:34.484

Lap	Lap Tm	Diff	Time of Day
(765) Peter Hickman			
1			10:48:15.416
2	1:56.388	+4.158	10:50:11.804
3	1:55.474	+3.244	10:52:07.278
4	1:55.099	+2.869	10:54:02.377
5	1:53.921	+1.691	10:55:56.298
6	1:53.573	+1.343	10:57:49.871
7	1:52.910	+0.680	10:59:42.781
8	1:52.712	+0.482	11:01:35.493
9	1:53.413	+1.183	11:03:28.906
10	1:52.671	+0.441	11:05:21.577
11	1:52.991	+0.761	11:07:14.568
12	1:52.230		11:09:06.798
13	1:53.427	+1.197	11:11:00.225
14	1:52.246	+0.016	11:12:52.471
15	1:54.718	+2.488	11:14:47.189
16	1:52.498	+0.268	11:16:39.687

Lap	Lap Tm	Diff	Time of Day
(401) Dylan Bauer			
p1			10:47:10.646
2	2:24.838	+28.679	10:49:35.484
3	2:00.441	+4.282	10:51:35.925
4	1:58.748	+2.589	10:53:34.673
5	1:59.427	+3.268	10:55:34.100

Lap	Lap Tm	Diff	Time of Day
6	1:58.962	+2.803	10:57:33.062
7	1:58.639	+2.480	10:59:31.701
8	1:59.312	+3.153	11:01:31.013
9	1:58.586	+2.427	11:03:29.599
10	1:56.818	+0.659	11:05:26.417
11	1:56.406	+0.247	11:07:22.823
12	1:56.159		11:09:18.982
13	1:56.897	+0.738	11:11:15.879
14	1:57.884	+1.725	11:13:13.763
15	1:56.974	+0.815	11:15:10.737
16	1:57.560	+1.401	11:17:08.297

Lap	Lap Tm	Diff	Time of Day
(6) Michael Dunlop			
p1			10:46:10.261
2	2:31.157	+38.221	10:48:41.418
3	2:01.796	+8.860	10:50:43.214
4	1:58.244	+5.308	10:52:41.458
p5	2:25.916	+32.980	10:55:07.374
6	3:51.624	+1:58.688	10:58:58.998
7	2:02.060	+9.124	11:01:01.058
8	1:54.566	+1.630	11:02:55.624
9	1:57.271	+4.335	11:04:52.895
10	1:53.563	+0.627	11:06:46.458
11	1:53.639	+0.703	11:08:40.097
12	1:53.639	+0.703	11:10:33.736
13	1:52.936		11:12:26.672
14	1:53.148	+0.212	11:14:19.820
15	1:53.936	+1.000	11:16:13.756

Lap	Lap Tm	Diff	Time of Day
(123) Matt Truelove			
1			10:48:14.181
2	1:53.924	+1.799	10:50:08.105
3	1:55.360	+3.235	10:52:03.465
4	1:55.309	+3.184	10:53:58.774
5	1:53.915	+1.790	10:55:52.689
6	1:53.084	+0.959	10:57:45.773
7	1:52.125		10:59:37.898
p8	2:12.132	+20.007	11:01:50.030
9	3:37.148	+1:45.023	11:05:27.178
10	1:53.479	+1.354	11:07:20.657
11	1:52.922	+0.797	11:09:13.579
12	1:53.391	+1.266	11:11:06.970
13	1:52.897	+0.772	11:12:59.867
14	1:53.000	+0.875	11:14:52.867
15	1:53.103	+0.978	11:16:45.970

Lap	Lap Tm	Diff	Time of Day
(199) Alex Michel			
p1			10:46:45.991
2	2:30.437	+34.370	10:49:16.428
3	2:03.106	+7.039	10:51:19.534
4	2:00.090	+4.023	10:53:19.624
5	1:58.055	+1.988	10:55:17.679
6	1:57.705	+1.638	10:57:15.384
p7	4:13.297	+2:17.230	11:01:28.681
8	2:22.115	+26.048	11:03:50.796
9	1:58.642	+2.575	11:05:49.438
10	1:56.394	+0.327	11:07:45.832
11	1:58.730	+2.663	11:09:44.562
12	1:57.683	+1.616	11:11:42.245
13	1:58.552	+2.485	11:13:40.797
14	1:57.205	+1.138	11:15:38.002

Lap	Lap Tm	Diff	Time of Day
15	1:56.067		11:17:34.069
(256) Chris Sarbora			
p1			10:47:16.372
2	2:31.094	+30.828	10:49:47.466
3	2:05.353	+5.087	10:51:52.819
p4	2:27.012	+26.746	10:54:19.831
5	3:06.720	+1:06.454	10:57:26.551
6	2:00.653	+0.387	10:59:27.204
7	2:06.059	+5.793	11:01:33.263
8	2:00.659	+0.393	11:03:33.922
9	2:09.450	+9.184	11:05:43.372
10	2:01.800	+1.534	11:07:45.172
11	2:01.238	+0.972	11:09:46.410
12	2:00.266		11:11:46.676
13	2:00.723	+0.457	11:13:47.399
14	2:00.708	+0.442	11:15:48.107
15	2:01.304	+1.038	11:17:49.411

Lap	Lap Tm	Diff	Time of Day
(54) Richie Escalante			
1			10:48:38.905
2	1:55.718	+5.062	10:50:34.623
3	2:37.134	+46.478	10:53:11.757
4	1:53.319	+2.663	10:55:05.076
5	1:52.642	+1.986	10:56:57.718
p6	2:08.993	+18.337	10:59:06.711
7	3:54.341	+2:03.685	11:03:01.052
8	1:51.671	+1.015	11:04:52.723
9	1:50.943	+0.287	11:06:43.666
10	1:54.609	+3.953	11:08:38.275
11	1:50.934	+0.278	11:10:29.209
12	1:53.506	+2.850	11:12:22.715
13	1:55.326	+4.670	11:14:18.041
14	1:50.656		11:16:08.697

Lap	Lap Tm	Diff	Time of Day
(999) Danny Webb			
p1			10:46:38.311
2	2:29.540	+34.994	10:49:07.851
3	2:02.546	+8.000	10:51:10.397
4	1:59.148	+4.602	10:53:09.545
5	1:56.628	+2.082	10:55:06.173
6	1:55.015	+0.469	10:57:01.188
7	1:57.069	+2.523	10:58:58.257
8	1:55.039	+0.493	11:00:53.296
p9	4:24.241	+2:29.695	11:05:17.537
10	2:21.140	+26.594	11:07:38.677
11	1:54.546		11:09:33.223
p12	2:17.422	+22.876	11:11:50.645
13	2:27.578	+33.032	11:14:18.223
14	1:54.677	+0.131	11:16:12.900

Lap	Lap Tm	Diff	Time of Day
(162) Samuel West			
p1			10:47:17.478
2	2:30.411	+32.269	10:49:47.889
3	2:05.189	+7.047	10:51:53.078
4	2:02.110	+3.968	10:53:55.188
5	2:01.581	+3.439	10:55:56.769
6	1:59.521	+1.379	10:57:56.290
7	1:59.979	+1.837	10:59:56.269
8	2:00.167	+2.025	11:01:56.436
9	1:59.362	+1.220	11:03:55.798

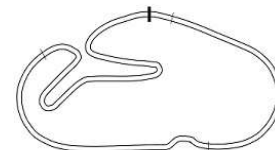
Race Director

Rick Hobbs

Signed _____

Orbits





Daytona 200

Supersport

Daytona International Speedway 3.510 miles

Practice 1

3/6/2025 10:45

Practice (30:00 Time) started at 10:46:00

Lap	Lap Tm	Diff	Time of Day
10	1:58.142		11:05:53.940
11	1:58.974	+0.832	11:07:52.914
12	1:58.466	+0.324	11:09:51.380
p13	2:42.659	+44.517	11:12:34.039
14	3:52.132	+1:53.990	11:16:26.171

(164) Shane Narbonne

Lap	Lap Tm	Diff	Time of Day
p1			10:46:24.160
2	2:26.876	+33.633	10:48:51.036
3	2:01.961	+8.718	10:50:52.997
4	1:56.884	+3.641	10:52:49.881
5	1:56.512	+3.269	10:54:46.393
6	1:55.485	+2.242	10:56:41.878
7	1:55.108	+1.865	10:58:36.986
8	1:54.475	+1.232	11:00:31.461
9	1:53.756	+0.513	11:02:25.217
p10	5:57.603	+4:04.360	11:08:22.820
11	2:22.815	+29.572	11:10:45.635
12	1:53.505	+0.262	11:12:39.140
13	1:54.669	+1.426	11:14:33.809
14	1:53.243		11:16:27.052

(113) Gus Rodio

Lap	Lap Tm	Diff	Time of Day
p1			10:47:09.713
2	2:24.168	+31.779	10:49:33.881
3	1:57.812	+5.423	10:51:31.693
4	1:54.649	+2.260	10:53:26.342
5	1:53.754	+1.365	10:55:20.096
6	1:53.968	+1.579	10:57:14.064
p7	3:15.400	+1:23.011	11:00:29.464
8	2:19.176	+26.787	11:02:48.640
9	1:53.675	+1.286	11:04:42.315
10	1:54.152	+1.763	11:06:36.467
11	1:52.389		11:08:28.856
p12	3:55.894	+2:03.505	11:12:24.750
13	2:23.957	+31.568	11:14:48.707
14	1:56.273	+3.884	11:16:44.980

(129) Shane Maggs

Lap	Lap Tm	Diff	Time of Day
p1			10:46:26.544
2	2:36.294	+39.679	10:49:02.838
3	2:07.043	+10.428	10:51:09.881
4	2:03.808	+7.193	10:53:13.689
5	2:00.906	+4.291	10:55:14.595
6	2:00.995	+4.380	10:57:15.590
7	1:59.911	+3.296	10:59:15.501
8	2:00.474	+3.859	11:01:15.975
p9	2:32.877	+36.262	11:03:48.852
10	5:06.251	+3:09.636	11:08:55.103
11	1:59.036	+2.421	11:10:54.139
12	1:57.208	+0.593	11:12:51.347
13	1:56.615		11:14:47.962
14	1:57.113	+0.498	11:16:45.075

(166) Trevor Daley

Lap	Lap Tm	Diff	Time of Day
1			10:48:14.022
2	1:57.268	+3.068	10:50:11.290
3	1:55.680	+1.480	10:52:06.970
4	1:55.463	+1.263	10:54:02.433
5	1:54.418	+0.218	10:55:56.851
6	1:54.200		10:57:51.051

Lap	Lap Tm	Diff	Time of Day
7	1:54.377	+0.177	10:59:45.428
p8	2:09.764	+15.564	11:01:55.192
9	5:16.591	+3:22.391	11:07:11.783
10	1:55.011	+0.811	11:09:06.794
11	1:54.669	+0.469	11:11:01.463
12	1:55.538	+1.338	11:12:57.001
13	1:54.426	+0.226	11:14:51.427
14	1:54.558	+0.358	11:16:45.985

(89) Alex Arango

Lap	Lap Tm	Diff	Time of Day
p1			10:46:46.860
2	2:26.205	+31.989	10:49:13.065
3	1:57.416	+3.200	10:51:10.481
4	1:57.783	+3.567	10:53:08.264
5	1:57.012	+2.796	10:55:05.276
6	1:55.700	+1.484	10:57:00.976
p7	2:10.480	+16.264	10:59:11.456
8	2:19.262	+25.046	11:01:30.718
p9	2:10.194	+15.978	11:03:40.912
10	5:10.589	+3:16.373	11:08:51.501
11	1:55.208	+0.992	11:10:46.709
12	1:54.216		11:12:40.925
13	1:54.779	+0.563	11:14:35.704
p14	2:18.206	+23.990	11:16:53.910

(64) Joseph LiMandri Jr

Lap	Lap Tm	Diff	Time of Day
p1			10:47:09.593
2	2:18.117	+26.441	10:49:27.710
3	1:54.519	+2.843	10:51:22.229
4	1:53.167	+1.491	10:53:15.396
5	1:51.676		10:55:07.072
6	1:53.050	+1.374	10:57:00.122
7	1:51.900	+0.224	10:58:52.022
8	1:53.921	+2.245	11:00:45.943
9	1:53.344	+1.668	11:02:39.287
p10	2:16.978	+25.302	11:04:56.265
11	6:18.605	+4:26.929	11:11:14.870
12	1:52.557	+0.881	11:13:07.427
13	1:52.514	+0.838	11:14:59.941
14	1:54.947	+3.271	11:16:54.888

(115) Harry Truelove

Lap	Lap Tm	Diff	Time of Day
1			10:48:15.084
p2	2:11.994	+18.983	10:50:27.078
3	3:06.967	+1:13.956	10:53:34.045
4	1:55.948	+2.937	10:55:29.993
5	1:55.232	+2.221	10:57:25.225
6	1:54.941	+1.930	10:59:20.166
7	1:55.909	+2.898	11:01:16.075
8	1:54.887	+1.876	11:03:10.962
p9	2:15.464	+22.453	11:05:26.426
10	3:52.217	+1:59.206	11:09:18.643
11	1:54.371	+1.360	11:11:13.014
12	1:54.512	+1.501	11:13:07.526
13	1:53.011		11:15:00.537
14	1:54.461	+1.450	11:16:54.998

(60) Carl Soltisz

Lap	Lap Tm	Diff	Time of Day
p1			10:47:33.723
2	2:23.482	+30.845	10:49:57.205
3	1:55.794	+3.157	10:51:52.999

Lap	Lap Tm	Diff	Time of Day
4	1:54.172	+1.535	10:53:47.171
5	1:53.082	+0.445	10:55:40.253
6	1:53.262	+0.625	10:57:33.515
7	1:53.399	+0.762	10:59:26.914
p8	2:09.953	+17.316	11:01:36.867
9	6:27.530	+4:34.893	11:08:04.397
10	1:54.185	+1.548	11:09:58.582
11	1:52.927	+0.290	11:11:51.509
12	1:52.731	+0.094	11:13:44.240
13	1:52.637		11:15:36.877
14	1:52.949	+0.312	11:17:29.826

(147) Richard Cooper

Lap	Lap Tm	Diff	Time of Day
1			10:48:10.847
2	1:53.569	+2.807	10:50:04.416
3	1:52.603	+1.841	10:51:57.019
4	1:52.878	+2.116	10:53:49.897
5	1:50.762		10:55:40.659
6	2:01.491	+10.729	10:57:42.150
7	1:52.777	+2.015	10:59:34.927
8	1:53.999	+3.237	11:01:28.926
9	1:51.683	+0.921	11:03:20.609
p10	2:10.430	+19.668	11:05:31.039
11	6:24.885	+4:34.123	11:11:55.924
12	1:51.206	+0.444	11:13:47.130
13	1:50.766	+0.004	11:15:37.896
14	1:53.048	+2.286	11:17:30.944

(126) Kyle Kearcher

Lap	Lap Tm	Diff	Time of Day
p1			10:46:19.982
2	2:36.878	+36.414	10:48:56.860
3	2:05.242	+4.778	10:51:02.102
4	2:05.338	+4.874	10:53:07.440
5	2:03.614	+3.150	10:55:11.054
6	2:01.990	+1.526	10:57:13.044
7	2:03.780	+3.316	10:59:16.824
8	2:02.003	+1.539	11:01:18.827
9	2:00.464		11:03:19.291
10	2:01.149	+0.685	11:05:20.440
p11	2:28.032	+27.568	11:07:48.472
12	5:37.550	+3:37.086	11:13:26.022
13	2:03.471	+3.007	11:15:29.493
14	2:01.927	+1.463	11:17:31.420

(212) Israel Gillette

Lap	Lap Tm	Diff	Time of Day
1			10:49:52.826
2	2:07.705	+7.303	10:52:00.531
3	2:05.491	+5.089	10:54:06.022
p4	2:32.915	+32.513	10:56:38.937
5	3:55.253	+1:54.851	11:00:34.190
6	2:03.047	+2.645	11:02:37.237
7	2:02.272	+1.870	11:04:39.509
8	2:02.173	+1.771	11:06:41.682
9	2:02.241	+1.839	11:08:43.923
10	2:01.978	+1.576	11:10:45.901
11	2:01.091	+0.689	11:12:46.992
12	2:00.822	+0.420	11:14:47.814
13	2:00.402		11:16:48.216

(2) Josh Herrin

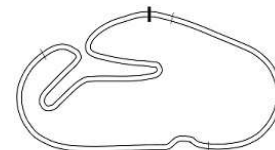
Lap	Lap Tm	Diff	Time of Day
1			10:48:07.430

Race Director

Orbits

Rick Hobbs

Signed _____



Daytona 200

Supersport

Daytona International Speedway 3.510 miles

Practice 1

3/6/2025 10:45

Practice (30:00 Time) started at 10:46:00

Lap	Lap Tm	Diff	Time of Day
2	1:52.485	+2.852	10:49:59.915
3	1:52.254	+2.621	10:51:52.169
4	1:54.946	+5.313	10:53:47.115
5	1:50.601	+0.968	10:55:37.716
6	1:56.004	+6.371	10:57:33.720
7	1:50.458	+0.825	10:59:24.178
p8	2:08.393	+18.760	11:01:32.571
9	7:53.957	+6:04.324	11:09:26.528
10	1:49.633		11:11:16.161
11	1:51.299	+1.666	11:13:07.460
12	1:49.710	+0.077	11:14:57.170
13	1:54.355	+4.722	11:16:51.525

(18) Jake Vandal

Lap	Lap Tm	Diff	Time of Day
p1			10:47:20.178
2	2:44.159	+44.312	10:50:04.337
3	2:07.054	+7.207	10:52:11.391
4	2:02.533	+2.686	10:54:13.924
5	2:02.597	+2.750	10:56:16.521
6	2:04.142	+4.295	10:58:20.663
p7	6:08.409	+4:08.562	11:04:29.072
8	2:36.270	+36.423	11:07:05.342
9	2:07.010	+7.163	11:09:12.352
10	2:01.064	+1.217	11:11:13.416
11	2:00.986	+1.139	11:13:14.402
12	2:00.124	+0.277	11:15:14.526
13	1:59.847		11:17:14.373

(131) Chuck Ivey

Lap	Lap Tm	Diff	Time of Day
p1			10:49:03.709
2	2:37.893	+40.894	10:51:41.602
3	1:59.818	+2.819	10:53:41.420
4	1:59.752	+2.753	10:55:41.172
5	1:58.874	+1.875	10:57:40.046
6	1:58.576	+1.577	10:59:38.622
7	1:56.999		11:01:35.621
8	1:57.565	+0.566	11:03:33.186
9	1:57.424	+0.425	11:05:30.610
10	1:58.574	+1.575	11:07:29.184
11	1:59.220	+2.221	11:09:28.404
p12	3:42.408	+1:45.409	11:13:10.812

(411) Daniel Spaulding

Lap	Lap Tm	Diff	Time of Day
p1			10:47:26.941
2	2:33.603	+34.433	10:50:00.544
3	2:00.571	+1.401	10:52:01.115
p4	3:50.321	+1:51.151	10:55:51.436
5	2:19.296	+20.126	10:58:10.732
6	1:59.755	+0.585	11:00:10.487
7	1:59.851	+0.681	11:02:10.338
8	2:00.528	+1.358	11:04:10.866
9	1:59.170		11:06:10.036
10	1:59.808	+0.638	11:08:09.844
p11	5:40.581	+3:41.411	11:13:50.425
12	2:16.510	+17.340	11:16:06.935

(69) Danny Eslick

Lap	Lap Tm	Diff	Time of Day
1			10:48:26.904
2	1:55.843	+4.237	10:50:22.747
3	1:53.755	+2.149	10:52:16.502
4	1:52.657	+1.051	10:54:09.159

Lap	Lap Tm	Diff	Time of Day
5	1:53.378	+1.772	10:56:02.537
6	1:51.606		10:57:54.143
p7	2:09.346	+17.740	11:00:03.489
8	9:04.067	+7:12.461	11:09:07.556
9	1:52.535	+0.929	11:11:00.091
10	1:52.406	+0.800	11:12:52.497
11	1:53.412	+1.806	11:14:45.909
12	1:52.553	+0.947	11:16:38.462

(53) August Nord

Lap	Lap Tm	Diff	Time of Day
p1			10:48:05.389
2	2:43.061	+40.662	10:50:48.450
3	2:11.744	+9.345	10:53:00.194
4	2:05.941	+3.542	10:55:06.135
p5	4:18.292	+2:15.893	10:59:24.427
6	2:39.527	+37.128	11:02:03.954
7	2:03.297	+0.898	11:04:07.251
8	2:02.907	+0.508	11:06:10.158
9	2:02.399		11:08:12.557
10	2:02.641	+0.242	11:10:15.198
11	2:02.536	+0.137	11:12:17.734
p12	4:27.712	+2:25.313	11:16:45.446

(841) Anthony Fania Jr

Lap	Lap Tm	Diff	Time of Day
1			10:48:34.051
2	2:01.509	+2.170	10:50:35.560
3	1:59.344	+0.005	10:52:34.904
4	2:00.844	+1.505	10:54:35.748
5	2:00.123	+0.784	10:56:35.871
p6	2:24.014	+24.675	10:58:59.885
7	4:30.107	+2:30.768	11:03:29.992
8	1:59.578	+0.239	11:05:29.570
9	1:59.339		11:07:28.909
10	1:59.551	+0.212	11:09:28.460
p11	2:31.771	+32.432	11:12:00.231

(70) Tyler Scott

Lap	Lap Tm	Diff	Time of Day
1			10:48:08.309
2	1:54.558	+3.387	10:50:02.867
3	1:53.198	+2.027	10:51:56.065
4	1:53.011	+1.840	10:53:49.076
5	1:51.171		10:55:40.247
6	2:01.665	+10.494	10:57:41.912
p7	2:09.772	+18.601	10:59:51.684
8	3:49.279	+1:58.108	11:03:40.963
9	1:56.725	+5.554	11:05:37.688
p10	2:14.223	+23.052	11:07:51.911
p11	5:40.112	+3:48.941	11:13:32.023

(96) Brandon Paasch

Lap	Lap Tm	Diff	Time of Day
1			10:48:27.249
2	1:55.563	+4.078	10:50:22.812
3	1:53.757	+2.272	10:52:16.569
4	1:52.696	+1.211	10:54:09.265
5	1:52.707	+1.222	10:56:01.972
6	1:52.040	+0.555	10:57:54.012
p7	2:10.356	+18.871	11:00:04.368
8	10:26.161	+8:34.676	11:10:30.529
9	1:52.121	+0.636	11:12:22.650
10	1:58.734	+7.249	11:14:21.384
11	1:51.485		11:16:12.869

Lap	Lap Tm	Diff	Time of Day
(861) Jason Farrell			
1			10:51:36.296
2	1:58.428	+4.874	10:53:34.724
3	2:05.004	+11.450	10:55:39.728
4	1:54.833	+1.279	10:57:34.561
5	1:54.104	+0.550	10:59:28.665
6	1:53.554		11:01:22.219
p7	2:11.505	+17.951	11:03:33.724
8	7:33.247	+5:39.693	11:11:06.971
9	1:55.022	+1.468	11:13:01.993
p10	2:09.407	+15.853	11:15:11.400
11	2:45.122	+51.568	11:17:56.522

(369) Samuel Fisher

Lap	Lap Tm	Diff	Time of Day
1			10:50:16.359
2	2:07.427	+1.614	10:52:23.786
3	2:06.538	+0.725	10:54:30.324
4	2:05.813		10:56:36.137
5	3:28.445	+1:22.632	11:00:04.582
6	2:08.076	+2.263	11:02:12.658
7	2:08.271	+2.458	11:04:20.929
p8	2:32.952	+27.139	11:06:53.881
9	7:27.985	+5:22.172	11:14:21.866
10	2:06.546	+0.733	11:16:28.412

Race Director

Rick Hobbs

Signed _____

Orbits

